

16 Harrier Way - Asking Price £210,000

Beck Row Bury St. Edmunds IP28 8FB

shires
residential



"Consistently providing outstanding service to our clients"

Asking Price £210,000

The Property

We are delighted to offer this well-presented two-bedroom end-of-terrace home, ideally positioned at the end of a quiet cul-de-sac, making it an excellent choice for first-time buyers. The property features a stylish, modern kitchen complete with a breakfast bar, perfect for casual dining and entertaining, along with a good-sized and comfortable living room. Additional practicality is provided by a useful downstairs utility area. Upstairs, there are two well-proportioned bedrooms, both benefiting from fitted wardrobes, and a contemporary family bathroom finished to a modern standard. Externally, the property offers off-road parking via a driveway to the front. Overall, this is a modern, low-maintenance home in a desirable and peaceful location, ready to move straight into

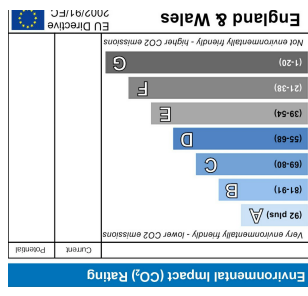
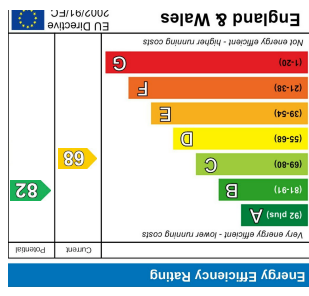
Features

- END OF TERRACE
- MODERN KITCHEN WITH BREAKFAST BAR
- CLOAKROOM
- FULL ENCLOSED GARDEN
- FAMILY BATHROOM
- OFF ROAD PARKING
- SPACIOUS TWO BEDROOMS
- CUL DE SAC LOCATION
- FREEHOLD
- CALL NOW TO VIEW



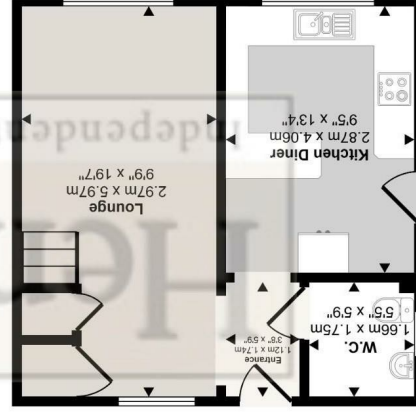


These sales particulars have been produced as a general guide only and we would draw to your attention that we have not carried out a detailed Survey of the property nor have we tested services, appliances or specific fittings. Whilst measurements and statements given within the details are provided in good faith, their accuracy should not be relied upon. If there are any points about which you may be uncertain or would like further clarification, we would suggest that you telephone this office and speak to our staff who will endeavour to assist you.



This floorplan is only for illustrative purposes and is not to scale. Measurements of rooms, doors, windows, and any items are approximate and no responsibility is taken for any error, omission or mis-statement. Icons of items such as bathroom suites are representations only and may not look like the real items. Made with Made Snappy 360.

Ground Floor
Approx 36 sq m / 387 sq ft



First Floor
Approx 37 sq m / 395 sq ft



Approx Gross Internal Area
73 sq m / 782 sq ft



Shires Residential
 4 New Street, Mildenhall, Suffolk, IP28 7EN
 T: 01638 712132
 E: mildenhall@shiresestateagents.co.uk
 www.shiresresidential.com